


Madeline




LoveTwoTeach


Directions: Use the pictures to create patterns.









What Do You See?




By: _____



I see the Eiffel tower.



I see Genevieve.



I see a yellow hat.



I see Madeline.

Name: _____

Addition Facts

Cut out Madeline to help you find the answers!

$3 + 5 =$

$6 + 1 =$

$6 + 3 =$

$2 + 2 =$

$6 + 5 =$

$9 + 3 =$

$5 + 4 =$

$9 + 2 =$

$8 + 1 =$

$3 + 2 =$


$7 + 3 =$

$9 + 1 =$

$2 + 5 =$

$4 + 3 =$

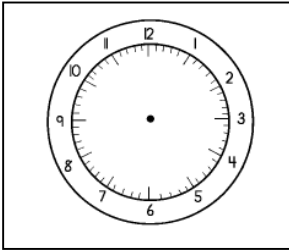
$2 + 1 =$



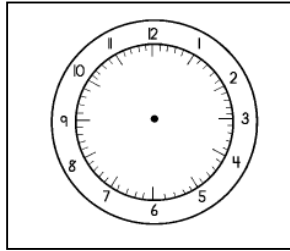
Name: _____

Date: _____

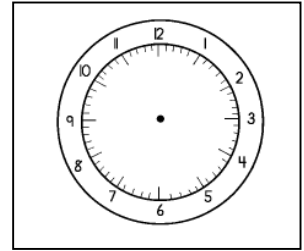
Draw the hands on the clock to match the time.



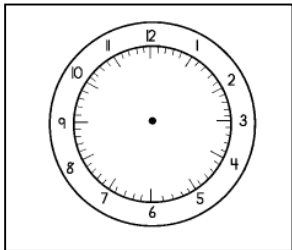
12:00



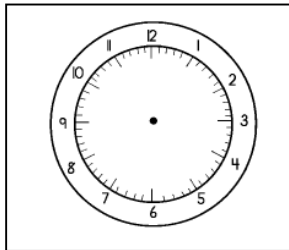
3:00



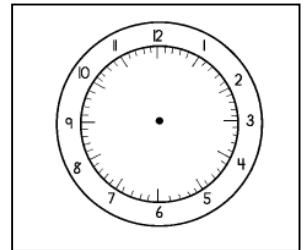
8:00



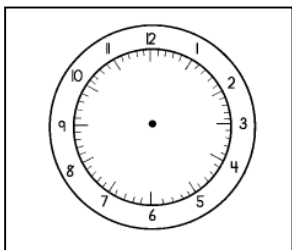
9:00



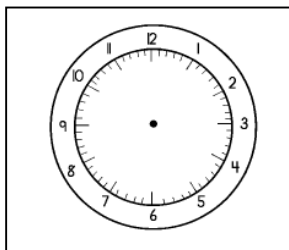
2:00




1:00





4:00




7:00



















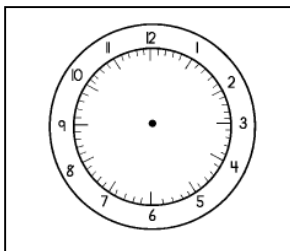




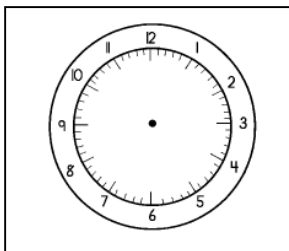
Name: _____

Date: _____

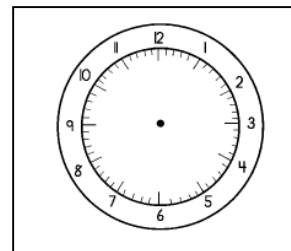
Draw the hands to match the analog time.



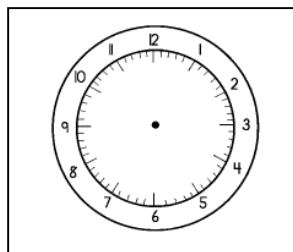
12:00



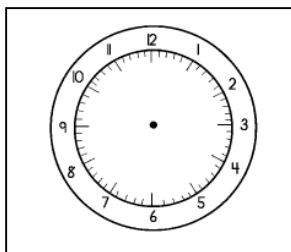
6:00



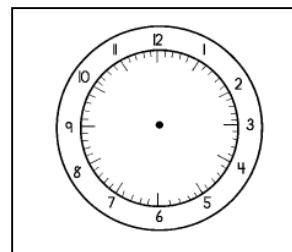
8:00



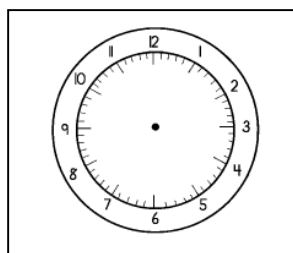
9:00



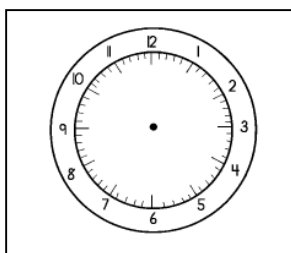
1:00




4:00



3:00



7:00



Name: _____

Date: _____

Write a story about your adventures with Madeline!



Handwriting practice lines consisting of ten sets of three horizontal lines: a solid top line, a dashed middle line, and a solid bottom line.

Name: _____

Date: _____

Title of Story: _____

Author: _____

Story Map

<u>Main Characters</u>		<u>Setting</u>
Problem of Story		
A Story Event		
How the Problem Is Solved		
The Ending		



Name: _____

Subtraction Facts

$13 - 5 =$

$12 - 10 =$

$17 - 5 =$

$16 - 12 =$

$4 - 12 =$

$15 - 3 =$

$25 - 4 =$

$22 - 10 =$

$18 - 2 =$

$14 - 4 =$

$15 - 5 =$

$16 - 7 =$

$15 - 4 =$

$13 - 5 =$


$19 - 6 =$

$20 - 5 =$

$12 - 6 =$

$18 - 2 =$

$10 - 5 =$



Name: _____

Date: _____


I Didn't Know That!!!

Describe one fact that you learned through your study of Madeline. It can be a fact you learned in class or through the activities in your take home bag. Write that fact at the bottom of the page and illustrate your work below.

Illustrate your fact:



Write your fact:



Name: _____

Date: _____

Addition Facts

$13 + 3 =$

$14 + 10 =$

$17 + 3 =$

$16 + 12 =$

$4 + 12 =$

$15 + 3 =$

$25 + 4 =$

$22 + 10 =$

$18 + 2 =$

$14 + 4 =$

$15 + 5 =$

$16 + 7 =$

$15 + 4 =$

$13 + 2 =$


$19 + 1 =$

$20 + 5 =$

$12 + 6 =$

$18 + 2 =$

$10 + 5 =$



Name: _____

Date: _____

Put the words from the stories of Madeline in alphabetical order.

Madeline

Eiffel Tower

Genevieve

Pepito

France

Paris

Danielle

1. _____

2. _____

3. _____

4. _____

5. _____

6. _____

7. _____

8. _____



Name: _____

Date: _____

