



chica chica


boom boom!




LoveTwoTeach




A




B




C




D




E




F




G




H




I




J




K




L




M




N




O




P




Q




R




S




T




U




V




W




X




Y




Z




a




b




c




d




e




f




g




h




i




j




j




k




l




m




n




o




p




q




r



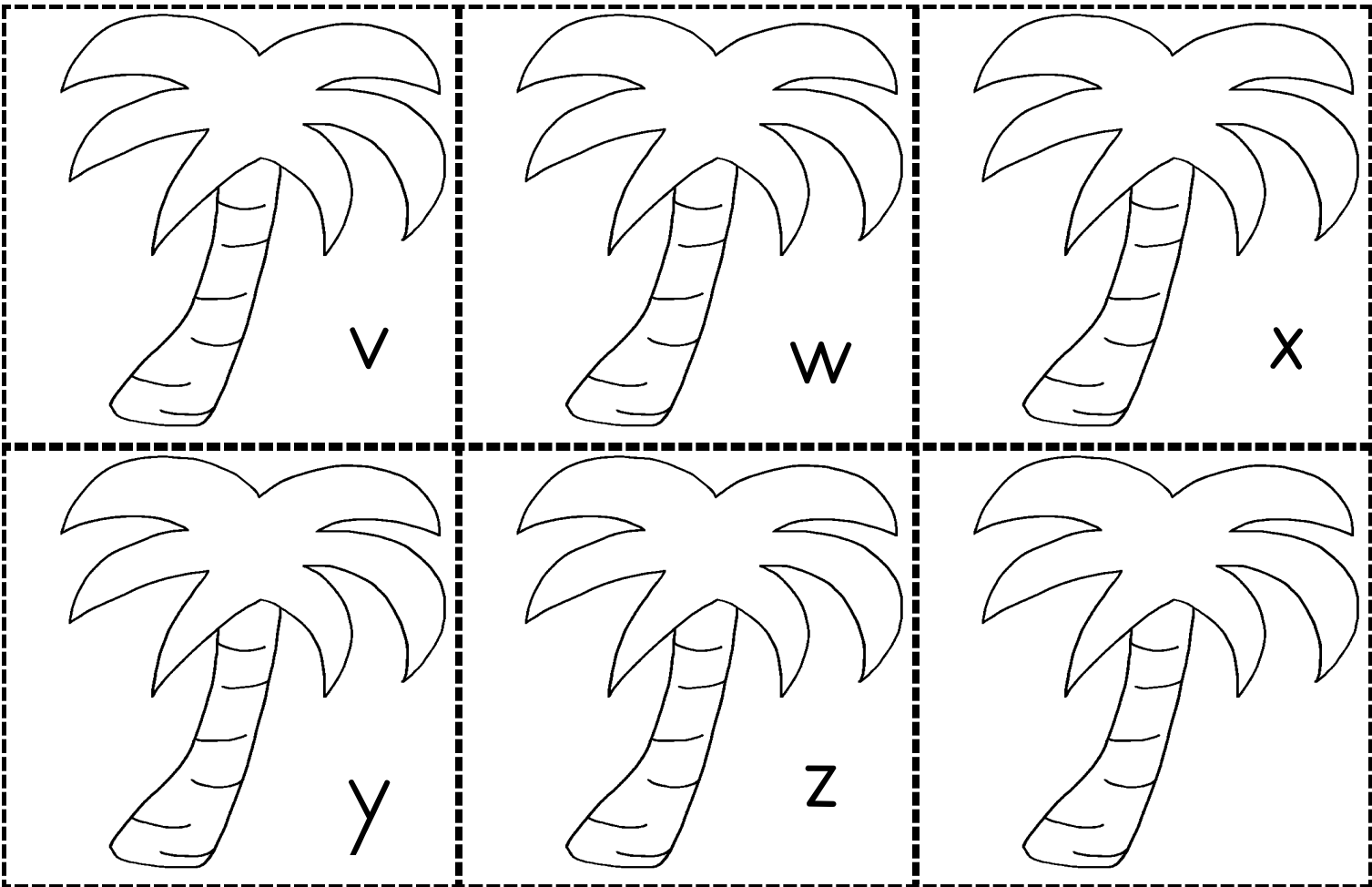
s




t




u




I See Coconuts!




By: \_\_\_\_\_




I see 1 coconut.




I see 2 coconuts.




I see 3 coconuts.




I see 4 coconuts.




I see 5 coconuts.




I see 6 coconuts.




I see 7 coconuts.



I see 8 coconuts.




I see 9 coconuts.




I see 10 coconuts.


I See Coconuts!




By: \_\_\_\_\_




I see one coconut.




I see two coconuts.




I see three coconuts.




I see four coconuts.




I see five coconuts.




I see six coconuts.




I see seven coconuts.



I see eight coconuts.




I see nine coconuts.




I see ten coconuts.


# I See Coconuts!




By: \_\_\_\_\_




I see \_\_\_\_\_ coconut.




I see      coconuts.




I see      coconuts.




I see      coconuts.




I see      coconuts.




I see      coconuts.




I see      coconuts.



I see      coconuts.



I see      coconuts.



I see      coconuts.

Name: \_\_\_\_\_ Date: \_\_\_\_\_

Cut out the letters from the words Coconut Tree. Use them to make as many words that you can. Write your new words. How many did you come up with?  
Write your words below.

Cut out the letter tiles below to help you make your new words.

