


*Guess What's in the  
Box?*



*LoveTwoTeach*

## Guess What's in the Box?

Dear Parents and Guardians,

Here is a box to return to school. Your assignment is chose an object to put into the box with the help of your child. Make sure the item fits into the box and is not too heavy. We will then read clues that you come up with and try to figure out "What's in the Box"!


Here are the directions that you need to follow so that the entire class can "Guess What's in the Box"!

1. Chose an item that will fit into the box. Make sure it isn't too heavy for the other children to lift. Also, don't put anything valuable or breakable into the box.
2. Please write three clues on the "Clue Sheet" to give the students clues to figure out "What's in the Box"!
3. Send the box back to school. We will keep it at the school for the entire week and send it home on Friday.

Are you ready to play?

Get Ready!

## What's in the box?



## Clue Sheet

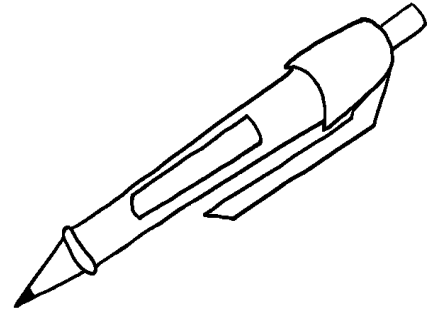
Please write three clues to describe your object in the box.

Examples of clues are:

The color of my object is blue.

You find my object on the playground.

My object is round.



**Clues:**

1. \_\_\_\_\_  
\_\_\_\_\_  
\_\_\_\_\_  
\_\_\_\_\_

2. \_\_\_\_\_  
\_\_\_\_\_  
\_\_\_\_\_  
\_\_\_\_\_


3. \_\_\_\_\_  
\_\_\_\_\_  
\_\_\_\_\_  
\_\_\_\_\_

**Please Put Back in the Bag and Bring Back to School!**

Name: \_\_\_\_\_

## Guess What's in the Box?

What do you think could be in the box? Draw a picture of the object that you think it is. Try to write a sentence about the object that you think is in the box.



Two sets of primary writing lines, each consisting of a solid top line, a dashed middle line, and a solid bottom line.

What really was in the box? Draw a picture of the object. Write a sentence about the object.



Two sets of primary writing lines, each consisting of a solid top line, a dashed middle line, and a solid bottom line.